



The Leader in Polar Adventures

ANTARCTIC 2024/25

CROSSING THE CIRCLE

Southern Expedition



Contents

- 1 Overview
- 2 Itinerary
- 5 Arrival and Departure Details
- 7 Your Ship Options
- 9 Included Activities
- 10 Adventure Options
- 11 Departure Dates
- 12 Inclusions and Exclusions
- 13 Your Expedition Team
- 14 Extend Your Trip
- 15 Meals on Board
- 16 Possible Excursions
- 20 Packing Checklist



Overview

14-day Crossing the Circle: Southern Expedition

Antarctica offers so many extraordinary immersive adventures and breath-taking polar landscapes, and traveling with Quark Expeditions offers multiple options to personalize your experience. We've designed this guide to help you identify what interests you most, so that you can start planning your version of the perfect expedition to the 7th Continent.

With a more in-depth exploration of the Antarctic Peninsula, our 14-day *Crossing the Circle* voyage gives you the chance to venture beyond the Antarctic Circle, a milestone few have reached. In addition to an exploration of the penguin colonies, glaciers, bays and historical sites of the Peninsula, you'll also navigate beyond 66°33' South. Encounter even more wildlife and experience the awe of splendid isolation. You can personalize your adventure with options that suit your interests, and cross the 7th Continent off your list—your way.

Antarctica has been inspiring explorers for centuries and our expeditions offer the chance for you to discover why. We're excited to host you on your unforgettable adventure! Feel free to reach out to our team of Polar Travel Advisers who can answer your questions and provide assistance at any time.



EXPEDITION IN BRIEF



Be one of the few travelers to venture to 66°33'S



Visit Antarctic research stations



Witness abundant Antarctic wildlife, including penguins, seals and whales




Experience western Antarctic Peninsula highlights and visit iconic landing sites



Enjoy presentations on wildlife, history, glaciology and geology by our onboard polar experts



Immerse yourself in the icy realm of the Antarctic, with an optional paddling excursion



Itinerary

DAY 1 | ARRIVE IN USHUAIA, ARGENTINA

You will begin your journey in Ushuaia, a small but bustling port town at the tip of South America. This Argentine town is an ideal gateway for you to explore the southern extent of Patagonia while preparing for your adventure ahead. Enjoy active outings in the mountains or sample handcrafted chocolate at a café in town.

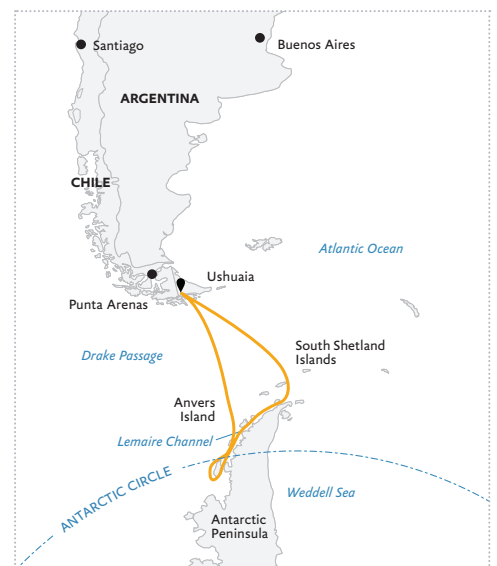
DAY 2 | EMBARK

As the ship sets sail in the late afternoon, you will begin your Antarctic journey, passing through the historic Beagle Channel. Named after the

famed ship on which Charles Darwin traveled, the channel presents great photo opportunities of landscapes and seabirds. Eventually the channel opens up to the Southern Ocean, and onwards to Antarctica.

DAYS 3 & 4 | CROSSING THE DRAKE PASSAGE

Your days at sea are filled with presentations led by your Expedition Team on photography, wildlife, glaciology, and history. You can also spend time on deck looking for wildlife or chatting with your shipmates over a drink at the bar.



CROSSING THE CIRCLE Southern Expeditions

— On board the *Ocean Adventurer*

DAYS 5-7 | SOUTH SHETLAND ISLANDS AND ANTARCTIC PENINSULA

The most common reaction upon reaching the Antarctic Continent is a sense of reverence and awe. The experience is beyond words, since few places are as untouched and enduring as Antarctica. You will begin to appreciate why this region has long captivated the attention of explorers and travelers alike. Every visit to Antarctica, we witness something new or unexpected, which means that your expedition will be unlike any other—creating a unique, personal experience.

Each day, you will take Zodiac excursions from the ship to explore local bays, channels and landing sites. With wildlife always at the forefront of our minds, you will visit penguin rookeries, scout for humpback and minke whales, and search for a number of southern seal species, including the elusive leopard seal.

Your Expedition Team will take care of you at each landing, whether you are exploring the Antarctic terrain, visiting a historic research base or consorting with penguin colonies. Chinstrap, Adélie and gentoo penguins are found here, along with five different species of seals. Zodiac and ship cruising can offer opportunities to view some of the larger local marine mammals more intimately, such as Antarctic minke and humpback whales. Each day and each excursion will present a new collection of creatures to delight you and keep your camera busy.

Your days will be busy spotting wildlife and being mesmerized by the astounding beauty of Antarctica. Listening to the crackling and crumbling of icebergs and glaciers and watching penguins waddling on the beach will become your daily entertainment, while sea kayaking, paddle excursions, or camping are optional activities available on select voyages (at an extra cost).

DAYS 8 & 9 | ANTARCTIC CIRCLE

Crossing the Antarctic Circle is both a memorable experience and impressive achievement, as few travelers reach so far south. If conditions allow us to cross this famed latitude of 66°33' S, we'll toast the first explorers who ventured here, and you can raise a glass and take pride in knowing you've made it to a part of the world visited by very few people. This is raw Antarctica, home of the midnight sun, Weddell seals, and your best chances of encountering sea ice—the foundation of the Antarctic marine ecosystem.



DAYS 10 & 11 | NORTHBOUND ALONG THE PENINSULA

By now, your knowledge of Adélie, chinstrap and gentoo penguins will be matched by your ability to differentiate between a leopard, crabeater and Weddell seal. Terms like ‘bergy bits’ and ‘pancake ice’ will become part of your vocabulary, yet there are still many tales to be told. As you head north, Zodiac excursions will fill your days, and your Expedition Team will continue looking out for species of seabirds, seals and whales that may have eluded you on your journey south.

DAYS 12 & 13 | CROSSING THE DRAKE PASSAGE

As you recross the Drake, Antarctica fades away, leaving you with a collection of memories to last a lifetime. Excited conversations with your newfound

friends will make the crossing fly by, regardless of weather and sea conditions. Your Expedition Team will round up its series of presentations as well, with a slideshow of the adventures you've shared and wildlife you've witnessed over the course of your voyage. Be sure to take some time to reflect on everything you've experienced so far.

DAY 14 | DISEMBARK IN USHUAIA

Today, you'll say goodbye to your Expedition Team and fellow travelers, disembarking in the morning to catch your homeward flights or continue your travels on your own.

EXPEDITION SPIRIT

Embracing the unexpected is part of the legacy—and excitement—of expedition travel. When traveling in extremely remote regions, your Expedition Team must consider the sea, ice and weather to guide the route and itinerary details. This itinerary is a tentative outline of what you may experience on this voyage; please be aware that no specific itinerary can be guaranteed. By the same token, wildlife encounters as described are expected, but not guaranteed. Your Expedition Team will use their considerable experience to seek out wildlife in known habitats, but the presence of any particular species of bird or marine wildlife is not guaranteed.





Arrival and Departure Details

As you prepare for your journey, you may be interested in your arrival and departure details. Since international air transportation is not included in the cost of your expedition, you have some flexibility in planning your flights. Looking to extend your adventure beyond your polar expedition? On page 14, learn how to add on a pre- or post-expedition stop—or both!—in your gateway city.

Arrival Day and Embarkation

ARRIVING IN USHUAIA

You may arrive in Ushuaia at any time during Day 1 of your itinerary. Ushuaia is a destination worth exploring, so we do encourage you to arrive a day or two before your expedition. Based on the arrival information you send us, we will arrange for a transfer from the airport to your hotel.

A Quark Expeditions representative will be available to answer your questions in the lobby of your hotel in Ushuaia during your optional pre-departure briefing on Day 1 at 6 pm.



EMBARKATION IN USHUAIA

On the morning of Day 2, your luggage will be collected from the lobby of your hotel, transferred to the ship and stored in your cabin.

Ship embarkation will occur on Day 2 of your itinerary, usually around 4 pm. You and your shipmates will meet at a designated location near the pier, and board the waiting buses for transfer to the ship. Information about embarkation will be posted in your Ushuaia hotel and discussed during your optional pre-departure meeting on Day 1.

Final Day and Departure

DISEMBARKATION IN USHUAIA AND ONWARD

Your ship is scheduled to arrive at the pier in Ushuaia, usually between 7 am and 8 am. Once the ship has docked, you will bid farewell to your Expedition Team, shipmates and newfound friends before completing your disembarkation. The process takes about an hour.

Weather conditions can always change our arrival times, and airline schedule changes have also been known to occur in Argentina. Please book your flight home from Ushuaia to depart as late in the day as possible or at a date after the end of your expedition. If you have booked a flight that departs before 11 am on the date that your expedition ends, you will be at risk of missing your flight.

Quark Expeditions staff in Ushuaia will reconfirm your domestic flight 48 hours prior to disembarkation, provided you give your information to our team ahead of time.

Included Hotel Accommodations

Your included accommodation begins on Day 1 of your itinerary, and the specific hotel will be indicated on your final voyage confirmation. Ushuaia accommodations trend toward mid-range properties, and hotel space is limited. A particular property cannot be guaranteed, but space is most often booked at Hotel Las Lenguas, Hotel Los Acebos, and Albatros Hotel.

If you are arriving prior to Day 1 of your expedition or are staying after the disembarkation day and would like help booking a pre- or post-stay, please contact your preferred travel agent or Quark Expeditions for hotel options. As accommodation space is limited, you are encouraged to request any extra nights as early as possible.


Arrival and Departure Transfers

USHUAIA AIRPORT TRANSFERS

ARRIVAL: A group transfer in Ushuaia is included from the airport to your included pre-expedition hotel on Day 1 of your itinerary.

DEPARTURE: A group departure transfer is included from the ship to the airport on the final day of your itinerary. If your flight is later in the day, you may opt to transfer to our luggage storage facility instead and enjoy further activities in Ushuaia on your own. Access to luggage storage is available until 6 pm on the disembarkation day only. You will need to arrange your own transfer to the airport if you do not take advantage of the included transfer or if you are leaving Ushuaia after the disembarkation day.

In order to facilitate your transfers, we request that you provide your flight details to Quark Expeditions at least 30 days prior to traveling.





Ocean Adventurer, Library



Ocean Adventurer, Main Deck Twin Porthole Cabin

Your Ship

Quark Expeditions maintains the most diverse fleet of small vessels designed for polar navigation. Our ships accommodate 128 to 199 guests.

The entire Quark Expeditions fleet is built for challenging polar environments, allowing us to take you to places that larger cruise ships couldn't dream of going.



OCEAN ADVENTURER

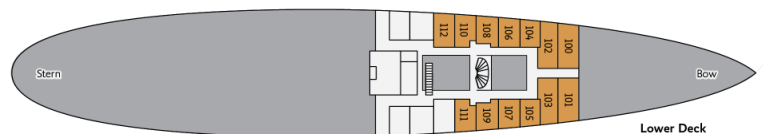
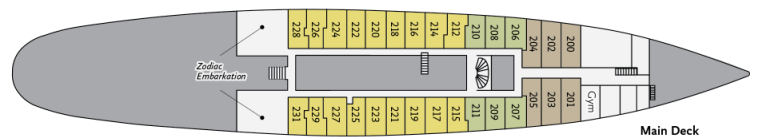
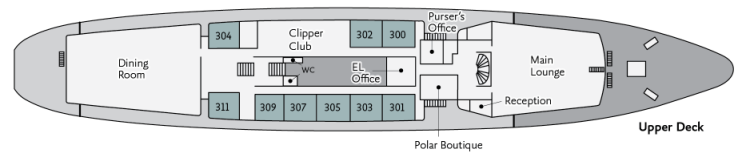
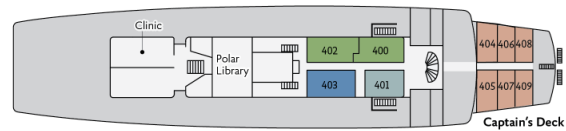
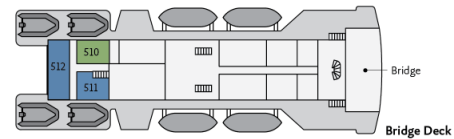
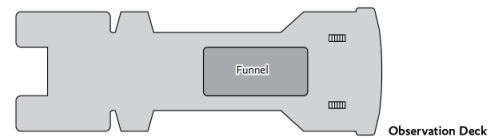
Ocean Adventurer has long been a fleet favorite among guests and crew who've appreciated the charm of this nimble vessel, its ample outdoor deck space, numerous cozy spots to socialize onboard, the outdoor jacuzzi and, of course, the intimacy of a 128-passenger vessel. Several years ago, *Ocean Adventurer* underwent a multimillion-dollar renovation including a refreshed look and feel throughout, plus a completely remodeled lounge, dining room and bar. All cabins received brand new bathroom facilities. Six new deluxe cabins, as well as three new suites, were also added. Major technical enhancements featured two new Rolls-Royce engines, which yield increased speed and fuel efficiency, and a minimized carbon footprint.

SHIP SPECIFICATIONS:

Staff and Crew: 87
 Guests: 128
 Lifeboats: 4, partially enclosed
 Ice Class: 1A

Visit QuarkExpeditions.com to view deck plan details.

- Owner's Suite
- Suite
- Deluxe
- Superior
- Main Deck Twin Window
- Main Deck Twin Porthole
- Lower Deck Twin
- Triple





Included Activities

These are included in your trip package.



Ready for a little adventure beyond your ship? Each Quark Expeditions voyage offers a variety of immersive off-ship activities to enhance your polar experience.

ZODIAC CRUISING

Zodiacs—rugged inflatable watercraft—are the workhorses of polar expeditions, taking you to places the ships can't access, allowing you to reach remote shorelines, explore shallow inlets and search for unique wildlife. Expedition

staff make stepping in and out of them safe and comfortable, and your Zodiac drivers will provide active interpretation, making the landscape come even more alive.

HIKING

Hiking in Antarctica is free-form and supervised by our expert staff, who set out a perimeter or paths at each landing site within which you are free to explore. While you hike, staff will be available to enhance your experience by answering questions about the wildlife, history and geography of the area.

PRESENTATIONS

Enjoy daily chats with and presentations by our world-class onboard polar experts—expedition guides, specialists, photography guides and other special guests who will introduce you to the fascinating history, biology, ornithology, glaciology and geology of the region, and much, much more.

POLAR PLUNGE

This rite of passage, scheduled only once per expedition, gives you the chance to jump safely into the bracing Antarctic waters under the watchful eye of our staff—and just about every single camera on board!

PHOTOGRAPHY

Documenting your voyage so you can take the memories home is a rewarding experience. Our photography guide will help you hone your skills to capture the beauty of the polar regions.

More information about your Included Activities and Adventure Options, including the necessary experience, physical requirements and cost, is available by contacting your Polar Travel Adviser or your travel professional.



Adventure Options

These activities cost extra and must be booked in advance of your trip.



PLEASE NOTE

Pre-booking is required for all paid activities. We recommend booking early, as spaces fill quickly. Please see your pre-departure guide for a list of provided gear for each Adventure Option.

SEA KAYAKING

Imagine gliding across the surface of a bay in the presence of icebergs and glaciers. Our Sea Kayaking program is a great way to intimately explore your surroundings. A small group of kayakers will plan to go out multiple times per voyage as an alternative to shore landings or Zodiac cruises.

The number of opportunities to kayak is weather dependent, and will be conducted only during calm conditions. Prior kayaking experience is required, and you must be able to do a wet exit to participate. Beginners interested in kayaking should consider participating in the Paddling Excursion.



PADDLING EXCURSION

If you're interested in kayaking but would like to try something a bit less demanding than Sea Kayaking, you're the perfect candidate to sign up for a one-time paddle on our stable sit-on-top kayaks—perfect for anyone with minimal or no kayaking experience. Small groups of paddlers will be taken out on calm days, with our expert guides always present to provide instruction and help you connect with the polar sea. Pre-book into one of two priority groups. Any subsequent excursions can be booked on board, and groups will be assigned via a lottery as spaces are limited.



Departure Dates

Crossing the Circle: Southern Expedition

OCEAN ADVENTURER			<i>Adventure Options</i>	
<i>Dates</i>	<i>Days</i>	<i>Start / End</i>		
ANTARCTIC 2024/25				
FEB 4 - 17, 2025	14	Ushuaia	\$	\$
MAR 4 - 17, 2025	14	Ushuaia	\$	\$



Inclusions and Exclusions

Inclusions

RATES INCLUDE:

- Leadership throughout the voyage by our experienced Expedition Team, including shore landings and other activities
- An official Quark Expeditions parka to keep
- All Zodiac transfers and cruising as per the daily program
- All shore landings as per the daily program
- Shipboard accommodation with daily housekeeping
- All meals, snacks, soft drinks and juices on board throughout your voyage. Please inform us of any dietary requirements as far in advance as possible. Unfortunately, the ships' galleys cannot prepare kosher meals.
- Select beer and wine during dinner; and coffee, tea and cocoa available around the clock
- Formal and informal presentations by our Expedition Team and guest speakers as scheduled
- A photographic journal documenting your expedition
- A pair of waterproof expedition boots on loan for landings and Zodiac cruising excursions
- Hair dryer and bathrobes in every cabin
- All miscellaneous service taxes and port charges throughout the program
- All luggage handling aboard the ship
- Emergency Evacuation insurance for all passengers to a maximum benefit of USD \$500,000 per person
- Group arrival transfer in Ushuaia from airport to pre-expedition hotel on Day 1
- One night's pre-expedition hotel accommodation in Ushuaia with breakfast. (Note: The number of guests per room is the same as cabin occupancy on the ship. Due to limited availability, travelers who reserve a suite on board are accommodated in standard rooms at the hotel. Triple rooms may not be available.)
- Group transfer from hotel to ship on embarkation day
- Group departure transfer upon disembarkation in Ushuaia from ship to local airport or to luggage storage facility

Exclusions

RATES SPECIFICALLY DO NOT INCLUDE:

- International airfare
- Passport and applicable visa expenses
- Government arrival and departure taxes not mentioned
- Meals unless otherwise specified
- Baggage, cancellation, interruption and medical travel insurance—strongly recommended
- Excess-baggage fees on international and domestic flights
- Mandatory waterproof pants for Zodiac landing and cruising excursions, or any other gear not mentioned
- Laundry, bar, spa services and other personal charges, unless specified
- Phone and Internet charges (connectivity may vary by location)
- Voluntary gratuity at the end of the voyage for expedition staff and shipboard crew
- Additional overnight accommodation
- Arrival and departure transfers, except where explicitly stated
- Adventure Options not listed in Included Activities



Your Expedition Team

Our Expedition Leaders—the best in the industry—and their teams possess diverse expertise in subjects as varied as polar history, marine biology, glaciology, ornithology and photography. Their knowledge and enthusiasm will greatly enhance your immersion into the polar environment and further deepen your connection to the Antarctic.

With over 30 years of experience bringing passengers to remote Polar Regions and an industry-leading staff-to-guest ratio, we know how to safely handle the unexpected. Ensuring this hard-earned experience is passed on, all our expedition staff undergo comprehensive training at Quark Academy, which provides hands-on polar expedition training prior to any staff member's first voyage, as well as ongoing training for experienced staff.





Extend Your Trip

PRE- AND POST-EXPEDITION TRIP EXTENSIONS

Since you're traveling such a long way, you may want to spend extra time in Buenos Aires. We have a variety of pre- and post-expedition packages in this captivating city, known as the tango capital of the world. Enjoy an extensive city tour, take in a tango show and explore the unique neighborhoods of Recoleta, Palermo and San Telmo. Savor Argentine barbecue at a steakhouse (*parrilla*), then stroll the tree-lined boulevards and marvel at the historic architecture.

Take an extended tour from Buenos Aires to Iguazú Falls, and, if you're daring, walk the catwalks over the falls.

Upon arrival in Ushuaia, you can take in its unique museums, incredible hiking, and Patagonian cuisine. Spend a day in nearby Tierra del Fuego National Park, marvelling at the mountains, birdlife, waterfalls and forests.

To discover the best options for extending your adventure, get in touch with your Travel Professional or a Polar Travel Adviser for seamless, worry-free booking of all trip extensions.

FROM TOP: Iguazú Falls; Recoleta Cemetery; Argentinean asado (barbecue)



Meals on Board

If there is one constant on board, it is that you'll enjoy delicious meals daily. While meal times may change due to landings and wildlife encounters, you'll always be served three well-prepared meals per day. Most dietary restrictions can be accommodated by letting us know prior to your expedition.

Breakfasts and lunches are normally served buffet style, while dinners are served plated. À la carte meals are made at the time of your order, allowing our chefs to prepare each dish to your individual needs, ensuring you receive top-quality meals during the course of your expedition.

Soft drinks and juices are available during meals and when the bar is open; beer and wine are served with dinner; and coffee, tea and water stations are available around the clock—all included in the cost of your package. Spirits, premium wines and champagne are available at extra cost which can be billed to your shipboard account. The well-stocked bars on the ship are open to enjoy with your fellow shipmates in late morning, afternoon and evening.





Possible Excursions

When traveling in extremely remote regions, your Expedition Team must consider the sea, ice and weather to guide the route and itinerary details. The following sites are a sample of what you may experience on your expedition, whether by ship, Zodiac cruise, or shore landing.

Antarctic Peninsula

ANTARCTIC CIRCLE

Although not a shore landing, the crossing of the Antarctic Circle is a moment to remember for life. The event will happen while at sea, so be sure to head out on deck to toast the achievement.

CIERVA COVE

Cierva Cove boasts jaw dropping icebergs and a glaciated backdrop. A massive glacial face regularly calves into the bay, leaving often spectacular floating ice. Seals can be spotted on ice floes, and later in the season, humpback whales occasionally feed in the icy waters.

CUVERVILLE ISLAND


A gentoo penguin rookery is situated on a rocky beach at the north end of the island. Depending on when in the season you arrive, you may see the penguins building nests or attending to their chicks. Giant petrels and kelp gulls breed on the island.

DAMOY POINT

Damoy Point is the site of a historical ice runway used by the British Antarctic Survey for their flights further south since 1975. The well-maintained hut was used as a staging-post to store supplies and for accommodation while awaiting ideal flying conditions. The point is also home to a penguin rookery and allows for spectacular views of the mountains of Anvers Island.

DANCO ISLAND

Home to gentoo penguins, this small dome-shaped island provides you with a stunning view of the Errera Channel and excellent Zodiac cruising opportunities.



DETAILLE ISLAND

Detaille Island lies in Lallemand Fjord, just south of the Antarctic Circle. Station W, of the British Antarctic Survey, is a historical research hut established in 1956. Researchers overwintered here, setting out on expeditions and conducting scientific investigations. Stepping inside is a walk back in time as the hut has been impeccably preserved. Revel in 1950s memorabilia such as jars of HP Sauce and canned butter, a little beyond their expiry dates, and imagine overwintering here, below the Circle.

ENTERPRISE ISLAND

Located in Wilhelmina Bay, this island's protected coves were once used by whalers. A Zodiac cruise exploring the island passes the rusting remains of a wrecked whaling ship, and provides opportunities to search for humpback whales, seals and Antarctic cormorants (blue-eyed shags).

LEMAIRE CHANNEL

One of the most scenic locations on the peninsula's west coast, this dramatic strait runs between the towering cliffs of Booth Island and the Antarctic Peninsula. The channel may become impassable when ice fills the narrow, 6.8-mile (11 km)-long passageway, so we'll hope for clear waters.

MELCHIOR ISLANDS

This group of low, glaciated islands in Dallmann Bay is where you may see hauled-out male fur seals as they recuperate from their battles for supremacy at the end of their breeding season.

MIKKELSEN HARBOR

Located on the south side of Trinity Island and surrounded by stunning ice cliffs and several reefs, Mikkelsen Harbor is a 1.86-mile (3 km)-wide bay, discovered by a Swedish Antarctic expedition in 1901-04. Enjoy a Zodiac cruise of the beautiful waters, or if conditions allow,

land at D'Hainaut Island, home to an Argentine refuge hut and whaling remains in the form of a wooden boat and whale skeletons. Weddell seals are often seen in the area and a gentoo penguin rookery is situated on the island.

NEKO HARBOUR

Little evidence remains that this bay was once used by the floating whale factory ship *Neko*. You might see whale vertebrae being used by resident gentoo penguins as shelter from the wind.

PARADISE HARBOR

Paradise Harbor is a wide bay and natural harbor on the West Antarctic Peninsula. Mountains, glaciers and ice cliffs offer spectacular views. Icebergs regularly calve from the glaciers, providing a place for seals, penguins and seabirds to rest and play. An Argentine base, *Almirante Brown Station*—named after Admiral Guillermo Brown, father of the Argentine Navy—is also located in Paradise Harbor, and was operated from 1951 until a large section of it burned down in 1984. It has since been partially rebuilt and is used as a summer research base.

PETERMANN ISLAND

Here, near the Lemaire Channel, you can stand ashore and see the southernmost breeding colony of gentoo penguins. Adélie penguins, shags and south polar skuas also inhabit the island.

PORT LOCKROY

As part of Operation Tabarin during the Second World War, a secret British base was built in this sheltered harbor, located on the west side of Wiencke Island. Now a designated historic site, the base is a museum and post office. Proceeds from your purchases in Port Lockroy support the UK Antarctic Heritage Trust, which preserves British and other historic sites dating to the Heroic Age of Exploration. A large gentoo penguin population resides here.



EXPEDITION SPIRIT

Embracing the unexpected is part of the legacy—and excitement—of expedition travel. When traveling in extremely remote regions, your Expedition Team must consider the sea, the ice and the weather to guide the route and itinerary details. This itinerary is a tentative outline of what you may experience on this voyage; please be aware that no specific itinerary can be guaranteed. By the same token, wildlife encounters as described are expected, but not guaranteed. Your Expedition Team will use their considerable experience to seek out wildlife in known habitats, but the presence of any particular species of bird or marine wildlife is not guaranteed.

STONINGTON ISLAND

Two abandoned research stations can be found on this island south of the Antarctic Circle. The first women to overwinter in Antarctica were housed at East Base. The British built Base E is about 656 feet (200 m) away from East Base, which was built by the United States Antarctic Service Expedition.

WATERBOAT POINT

A surveyor and a geologist lived in a makeshift shelter utilizing an up-turned water boat on this point from 1921 to 1922. The remains of their camp have been designated an Antarctic historic site. The aptly named Waterboat Point is also home to a Chilean Antarctic research station, named González Videla Base after the first sitting head of state to visit the Antarctic continent. When the base is manned, you may be welcomed inside for a visit by the base personnel, or you may visit the resident nesting gentoo rookery if the base is inactive.

WILHELMINA BAY

Humpback whales abound in “Whalemina Bay,” as it’s nicknamed, and the scenery is spectacular. Sheer cliffs and glaciers surround the calm waters of the protected bay, named after Wilhelmina, queen of the Netherlands from 1890 to 1948. If you’re lucky, you may see the humpbacks bubble-net feeding: they exhale while swimming in a wide circle below the surface, trapping krill in a “net” of bubbles, and then swim straight up from below, mouths open, to engulf their prey. A truly astounding sight!

YALOUR ISLANDS

These islands were named for an Argentine Navy lieutenant who rescued the shipwrecked members of the Swedish Antarctic Expedition in 1903. Approximately 8,000 pairs of Adélie penguins nest in the islands, sometimes parading for visitors. Yellow lichens and grass give color to the landscape, and icebergs are easy to spot from your Zodiac cruise.

South Shetland Islands

AITCHO ISLANDS

This group of small islands is situated in the northern entrance of the English Strait. You can often spot a great mix of wildlife in the area, with gentoo and chinstrap penguins having established rookeries on the islands. Southern elephant and fur seals frequently haul out here, too.

DECEPTION ISLAND

Deception Island is a flooded circular caldera formed by the collapse of an active volcano. To reach this protected harbor, it is necessary to sail through a narrow passage called Neptune’s Bellows. Inside are several bays used at various times for whaling and scientific research. Along with waddling penguins and lounging seals, you’ll see the rusting remains of whaling operations on the beach in some locations. The landscape of Deception Island often presents



opportunities for longer walks to striking vistas. The stark contrast between snow and dark volcanic sand and the steam along the shoreline from geothermic activity when the tide is right, gives this location an atmospheric feel.

HALF MOON ISLAND

This crescent-shaped island was known to sealers as early as 1821. While they tried to keep this productive location secret, we're happy to bring you ashore on this impressive island. Many Antarctic birds breed here, including chinstrap penguins, shags, Wilson's storm petrels, kelp gulls, snowy sheathbills, Antarctic terns and skuas.

HANNAH POINT

On the southern coast of Livingston Island at Hannah Point, you may see chinstrap and gentoo penguin rookeries, along with the occasional breeding macaroni penguin. Due to the rather congested area available to the nesting penguins, we are able to visit here only after January 10.

PENGUIN ISLAND

Antarctica has two flowering plants, both of which you can find on Penguin Island: Antarctic hair grass (*Deschampsia antarctica*) and Antarctic pearlwort (*Colobanthus quitensis*). Chinstrap penguins, fur seals and southern elephant seals can also be spotted here.

ROBERT POINT

A beautiful spot for Zodiac cruising, this point was known to sealers as early as 1820. Chinstrap penguins, kelp gulls and pintado petrels breed here, and whales may be seen in the surrounding waters.

TURRET POINT

Chinstrap and Adélie penguin rookeries are found on this point, situated on the south coast of King George Island. The beaches here are often crowded with southern elephant, fur and Weddell seals hauled out on the rocks.

YANKEE HARBOUR

Gentoo penguins have established a rookery at this harbor, situated on the southwest side of Greenwich Island. Here, you can see an abandoned Argentine refuge hut and a large glacier that stretches along the east and north sides of the bay. An abandoned sealing try pot is all that remains of the activity that brought men thousands of miles in tall ships to seek their fortune. Enjoy a rare chance for a longer walk along the expansive beach, dotted with historical artifacts and wildlife.



What to pack on your polar expedition

WEATHER CONDITIONS AND TEMPERATURES

Polar weather is extremely variable; temperatures may hover around the freezing mark and winds can be strong. The extended daylight warms sheltered areas so that you may sometimes find it warm enough for t-shirts. However, you may encounter rain, snow squalls, fog and white-outs during an expedition and should be ready for any conditions.

WHAT TO BRING! Packing for the Polar Regions doesn't have to be daunting, and to make it easier for you, all Quark Expeditions voyages include a Quark parka to keep, and a loan of insulated waterproof boots. Additional suggested items include:

TO WEAR ON LANDINGS

- Base-layer wool or synthetic top
- Base-layer wool or synthetic bottom
- Mid-layer warm or fleece top
- Mid-layer warm or fleece bottom
- Warm wool or synthetic socks (keep a dry pair in your bag, and bring extras for layering)
- Glove liners
- Waterproof gloves or mitts (bring an extra pair)
- Scarf, buff, or other face protection
- Warm hat that covers ears (bring an extra)
- Waterproof pants (mandatory for every Zodiac ride)
- Waterproof, lightweight backpack or dry sack
- Polarized sunglasses with UV protection (bring an extra pair)
- Ski goggles (offers extra protection for adventure options or Zodiac cruising on snowy or windy days)
- Sunscreen
- Lip Balm

TO WEAR ONBOARD

- Complimentary Quark 3-in-1 Parka provided on board (wear the waterproof shell out on deck, and the removable liner indoors to stay comfortable)
- Comfortable casual clothing like lighter shirts, pants or jeans, etc. (in case the ship gets warm)
- Comfortable non-slip closed-toed unheeled shoes (flip flops, sandals or slip-on shoes should not be worn on board due to safety concerns)

ADDITIONAL ITEMS

- Swimsuit (for the Polar Plunge! Some vessels may also have a pool, hot tub, sauna and/or steam room. See your ship book for details.)
- Light warm jacket to wear during travel to the ship
- Workout attire (for the fitness center!)
- Binoculars
- Hand and feet warmers
- Camera with charger and extra batteries
- Extra memory or laptop with spare storage (for saving photos)
- Waterproof cell phone case or rain sleeve for camera
- Lens cloth for camera
- Earplugs and eye masks for sleeping
- Voltage converters and plug adapters (see ship book for details)
- Personal alarm such as mobile phone, watch, or alarm clock
- Moisturizer for face and hands (polar air can be dry)
- Extra pair of prescription glasses or contact lenses
- Reusable waterproof bags or plastic bags with zippers (to keep small items organized and cameras dry)
- Seasickness, indigestion, headache, or other medications
- Hand sanitizer
- Passport, visas, immunization and vaccination records, travel documents, etc. (as required)
- Small amount of local currency (see pre-departure book for more details)
- Water bottle (a collapsible reusable water bottle will be provided onboard)

Scan this QR code to watch our video on what to pack before you go!





The Leader in Polar Adventures

TO BOOK YOUR NEXT ADVENTURE

Contact your Travel Professional
or a Quark Expeditions Polar Travel Adviser

TOLL FREE AND LOCAL NUMBERS:

North America (Toll Free) **1 888 332 0008**

U.K. Tel **+44 203 514 2712**

U.K. (Toll Free) **0 808 120 2333**

Australia Tel **+61 2 72580333**

Australia (Toll Free) **+61 1800 953518**

France Tel **+33-1 80 14 01 05**

France (Toll Free) **08 05 08 66 46**

[QuarkExpeditions.com](https://www.QuarkExpeditions.com)



PHOTO CREDITS (over all Expedition Brochures for the Antarctic 2024/25 season):

Acacia Johnson; David Merron; Michelle Sole; Nicky Souness; Samantha Crimmin; Hugo Perrin; Taylor Cranney;
Sam Edmonds; Abbey Weisbrot; Hans Lagerweij; Rogelio Espinosa; Cindy Miller Hopkins; Grange Productions;
Adobe Stock

EXPEDITION BROCHURE
March 21, 2023